

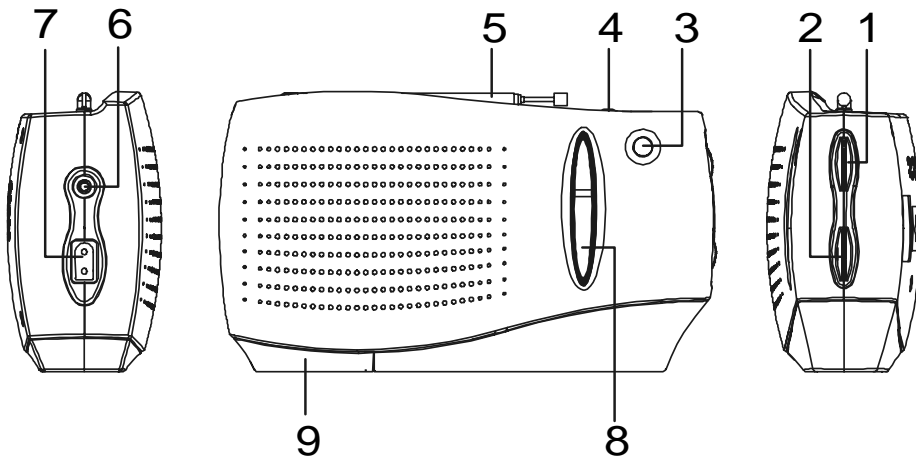


Emerson®

MODEL:
RP6288

AM / FM PORTABLE RADIO AC / DC OPERATION

LOCATION OF CONTROLS



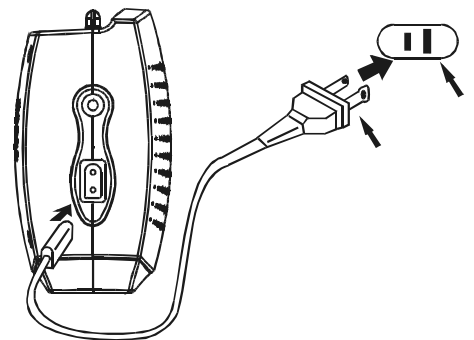
1. TUNING Control.
2. Power On/Off, Volume Control.
3. POWER 'On' Indicator.
4. BAND (AM/FM) Selector Switch.
5. FM Telescopic Antenna.
6. Earphone/Headphone Jack.
7. AC Socket.
8. Dial Scale.
9. Battery Compartment.

POWER SUPPLY

AC OPERATION

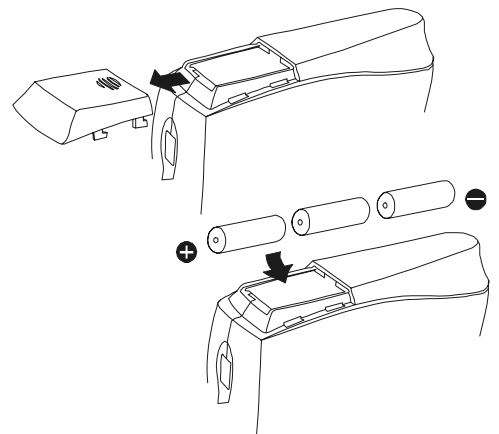
Connect the small end of the power cord to the AC socket on the side of the cabinet, then connect the plug to a 120V 60Hz AC household outlet. Connecting this unit to other power sources may damage the unit.

This unit has a polarized AC plug with one wide blade and one narrow blade. This plug will only fit into a matching polarized AC outlet. This is a safety feature to reduce the possibility of electric shock. If this plug will not fit in your AC outlet, you probably have an outdated non-polarized outlet. You should have your outdated outlet changed by a qualified, licensed electrician. Do not file the wide blade on the plug, or use an adapter to make the plug fit into your outlet. This defeats the safety feature and could expose you to electric shock.



BATTERY OPERATION

- Open the battery compartment by sliding the door in the direction of the arrow. Insert 3 pcs 'C' size batteries, not included, into the battery compartment. Make sure the batteries are inserted in the correct polarity.
- If the sound gradually becomes weak and distorted, replace the batteries. Always use a well known brand of alkaline batteries and replace all 3 batteries at the same time.
- If the radio will not be used for a long period of time (30 days or more) remove the batteries from the battery compartment to prevent possible damage and corrosion from battery leakage.



USING THE RADIO

1. Turn the radio 'On' by rotating the Power On/Off-Volume Control counter clockwise.
2. Select either AM or FM band with the BAND selector switch. Turn the TUNING knob until the desired station is heard.
3. To turn off the radio, rotate the VOLUME control knob clockwise until a slight click is heard.

ANTENNA INFORMATION

Extend the telescopic rod antenna to its full length, adjust the direction and angle for best FM reception.

The AM antenna is inside the cabinet. If AM reception is weak rotate the entire unit slightly until you find the position that provides the best reception.

PHONE JACK

For private listening connect an earphone or headphone with a 3.5mm plug to the earphone jack. The built-in speaker will be automatically disconnected.

CAUTION

RISK OF ELECTRIC SHOCK

DO NOT OPEN

ATTENTION

To reduce the risk of electric shock, do not remove the cover. There are no user serviceable parts inside the unit. Refer all servicing to qualified personnel.



The lightening flash with arrowhead symbol within the triangle is a warning sign alerting the user of "dangerous voltage" inside the unit.



The exclamation point within the triangle is a warning sign alerting the user of important instructions accompanying the product.

WARNING

To reduce the risk of fire or electric shock, do not expose this appliance to rain or moisture.

IMPORTANT

Do not throw batteries in fire !

FCC INFORMATION

This device complies with Part 15 of the FCC Rules. Operation is subject to the following two conditions:

- (1) This device may not cause harmful interference, and
- (2) This device must accept any interference received, including interference that may cause undesired operation.

LIMITED WARRANTY

Emerson Radio Corp. warrants manufacturing defects in original material, including original parts and workmanship, under normal use and conditions, for a period of ninety (90) days from the date of original purchase in the U.S. With your dated proof of purchase, we will provide repair service at no charge for labor and parts at an authorized Depot Repair Facility, or replace the product in our discretion. For repair or replacement, pack your unit in a padded box, enclose your check or money order payable to Emerson Radio Corp. in the amount of \$5.00 (not required by California residents) to cover shipping and handling costs, and enclose a copy of your proof of purchase. Send your unit to:

Emerson Radio Corp.
1901 Diplomat Drive,
Farmers Branch, TX 75234.

This warranty does not cover damage from negligence, misuse, abuse, accident, failure to follow operating instructions, commercial use, rental, repairs by an unauthorized facility, or products purchased, used, serviced or damaged outside of the United States.

THIS WARRANTY GIVES YOU SPECIFIC LEGAL RIGHTS, AND YOU MAY ALSO HAVE OTHER RIGHTS WHICH VARY FROM STATE TO STATE.

AU898H